

# Liquefied Natural Gas on Bloomberg

Corporations

Commodities

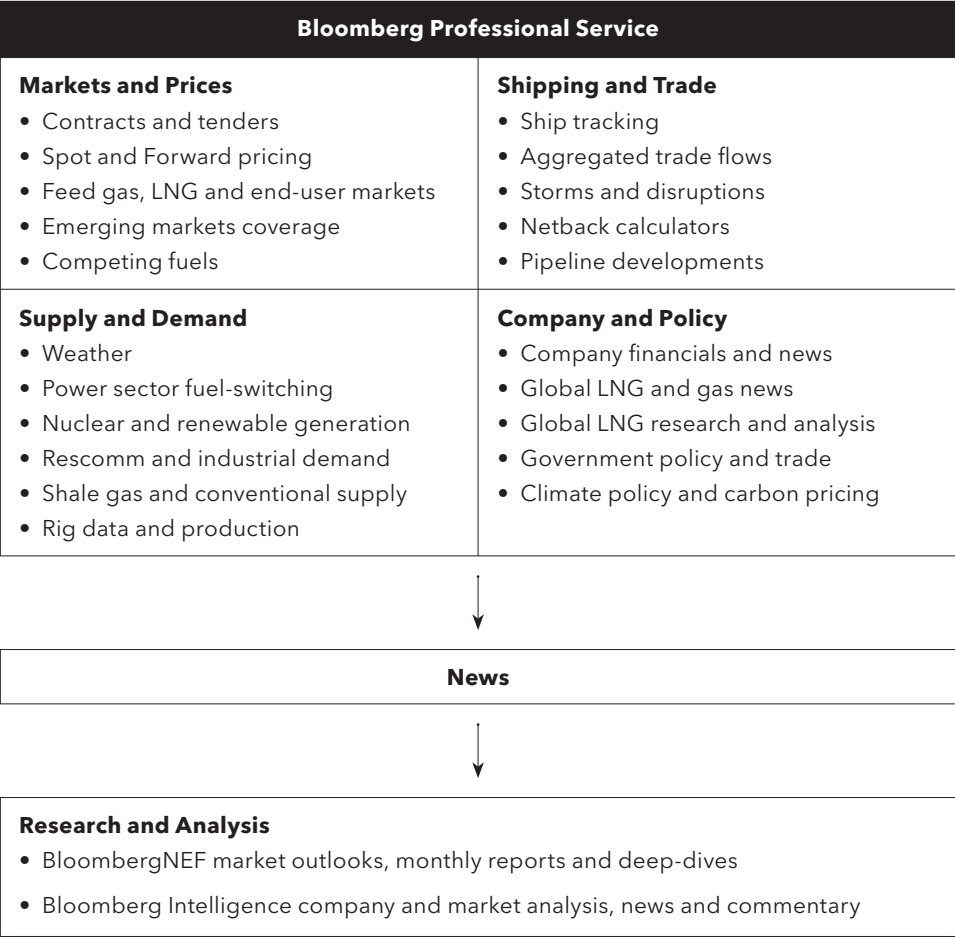
**Bloomberg**

**Contents**

- 02** Markets and Prices
- 03** Shipping and Trade
- 06** Supply and Demand
- 08** Company and Government
- 09** Research and Analysis
- 12** News

# Liquefied Natural Gas on Bloomberg

The Bloomberg Professional Service provides a complete platform for analysts, traders and finance professionals involved in the LNG market. From short-term gas prices and vessel tracking to long-term market outlooks and in depth analysis, we've got you covered.



## **Markets and Prices**

Bloomberg provides unrivaled coverage of gas and LNG pricing worldwide, in spot markets, forwards and futures.

### **Landed and feed gas prices**

#### **North America**

- Real-time NYMEX Henry Hub forward curve
- 50+ North American basis location forward curves
- 100+ North American basis location spot prices
- Platts and Argus pricing available through Bloomberg

#### **Europe**

- Real-time NBP, TTF pricing
- Zeebrugge, GPL, NCG and PEG fair value curves
- Other key European pricing markers

### **LNG Prices**

- JKM forward curves
- Platts and Argus LNG pricing available through Bloomberg
- Historic JKM prices from LNG Corporation
- LNG shipping rates

### **Competing Fuels and Carbon**

- Global coal and carbon prices
- Gas to coal fuel switching analysis and prices
- Global spark spread analysis

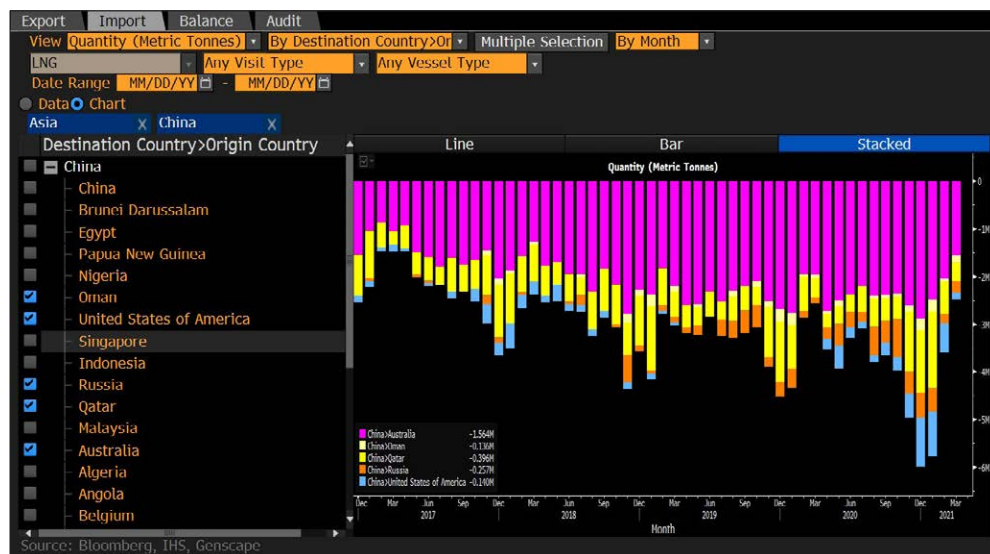
## Shipping and Trade

We track every ship going to every berth in every country and then add our own analysis to build on the raw data and help our clients get to the answers they need.

### Berth Visits

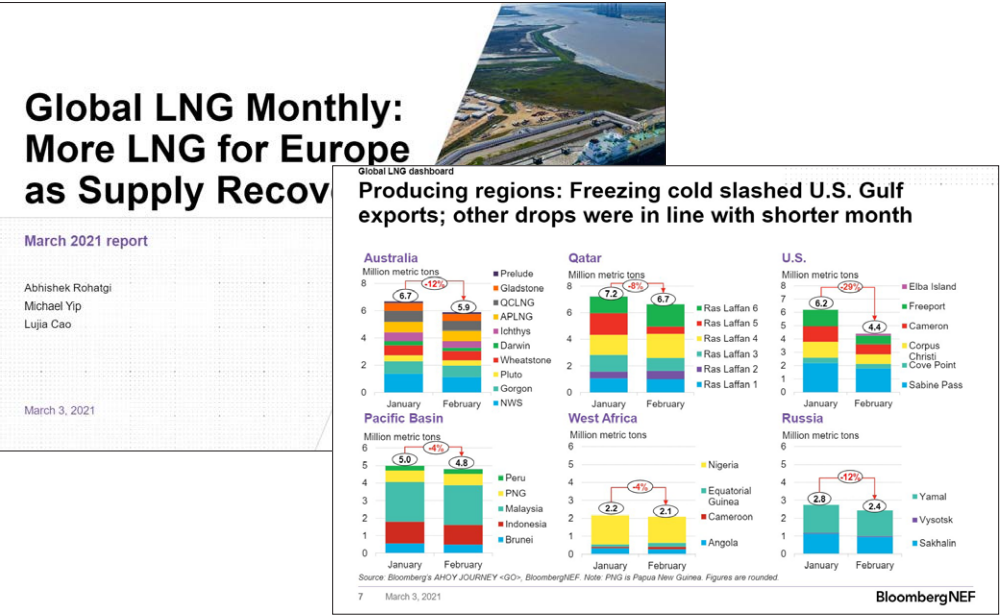
Our proprietary berth visit database gives you a comprehensive tool to track LNG flows from the highest to the lowest level of detail.

- Drill down into LNG imports and exports by berth, country and vessel.
- Export the trade flow data to Excel® and automatically refresh it through the Bloomberg Excel API.
- Follow all the berth visits of individual vessels to audit vessel activity.



Research and Analysis

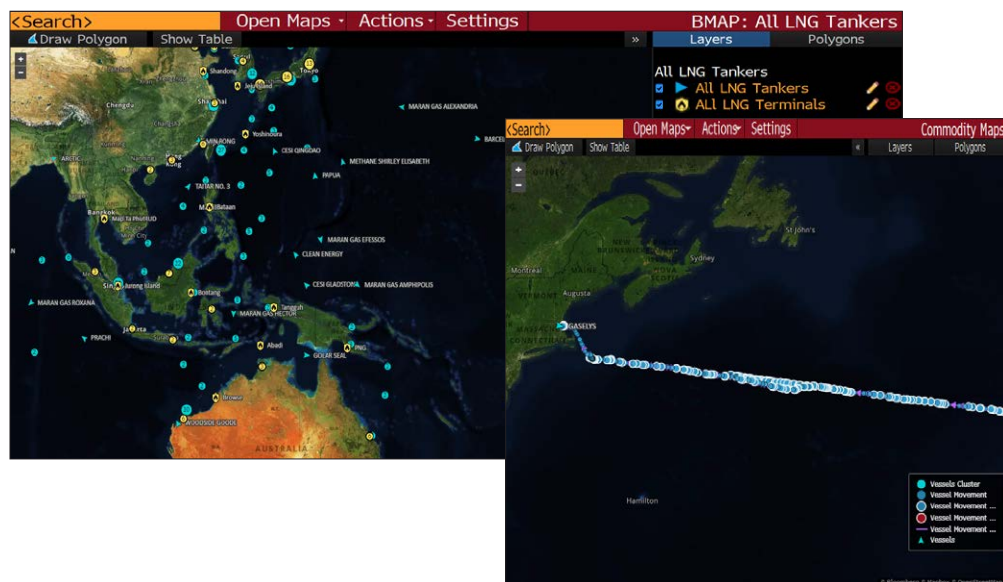
Our global LNG team from Bloomberg NEF drills into the raw data to bring you deep analytics on LNG supply, demand and news in one place.



### Vessel Tracking

The Bloomberg mapping tools allow you to monitor and analyze LNG vessel activity.

- Develop your own polygon searches to track specific areas, chokepoints and berths.
- Monitor the locations of all LNG vessels and ports.
- Track individual vessels.
- Maintain your own list of LNG tankers and monitor all of them on one screen.
- Benefit from our ability to combine two of the major sources of satellite and ground-based tracking information – to make your searches doubly accurate.
- Extract all this data through the API to build your own analysis on the desktop.



### Shipping Rates and Netbacks

- Use our research teams' netback calculator to compare routes and analyze short-term economics.
- Examine time series of shipping costs, netbacks, liquefaction and regas costs.
- Determine shipping costs between key LNG trade locations.
- Determine netbacks between key LNG trade locations

### LNG Contract Data

Access our complete database of LNG contracts to understand over/under contracting by market and the emerging trend toward spot LNG markets.

## Supply and Demand

The LNG markets are driven by demand in the major regional markets. Bloomberg covers all these markets and gives you broad – and deep – coverage, of the power markets that are the swing demand source and the domestic gas markets that supply them.

Our berth visits data gives you immediate access to information on shipments of LNG from commissioning facilities and swing suppliers.

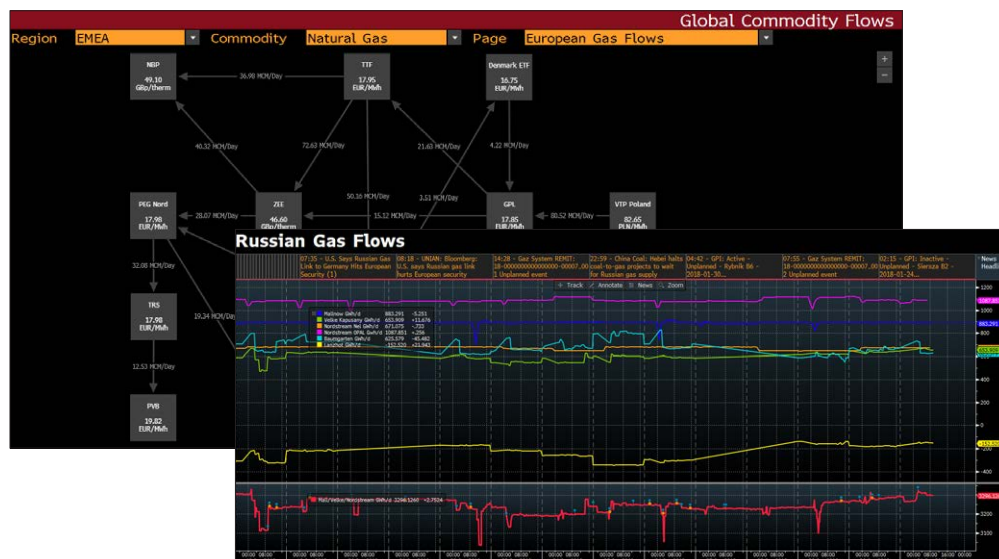
### North American Supply and Demand



- Historical and forecast weather across North and South America
- Bloomberg proprietary model updated daily for gas production, demand by sector, imports, exports and pipeline flows. Data at sub-region, EIA region and national level
- LNG facility level nomination flows, shipping activity and LNG in storage
- Gas nominations at every nomination point in the U.S., including full history
- U.S. EIA data for gas storage, production and demand across the gas industry
- Rig data on all major plays split by well type, play and company
- Natural gas hedging data for all major E&P players
- Forward-looking balances from our BloombergNEF team



## European Supply and Demand



- Historical and forecast weather across Europe
- Full slate of European daily gas flows, including storage outflows, pipe flows and total system demand
- European LNG storage and natural gas storage levels
- European power generation data, including renewables and nuclear

## Asia Supply and Demand

- Historical and forecast weather across Asia
- Historical LNG import data by country and source
- Daily LNG import data by country and port
- Japanese power generation data
- Korean power generation data
- Australian
- LNG Japan import prices
- China customs data
- Major Australian pipeline flows

Company and Government

Companies and governments are at the heart of the global LNG system, and Bloomberg provides all the tools you need to understand and monitor their actions, finances and decisions.

Company Finances and Fundamentals

- Comprehensive company database
- Detailed historical and forecast financials
- Corporate debt, credit ratings and cash flows
- Corporate actions and M&A
- Company news
- Company comparisons
- Deep dives into buyers across Europe, Asia and the Americas from Bloomberg Intelligence

Government Policy and Actions

- Worldwide news bureaus
- Tens of thousands of news sources in every language
- Detailed regulatory analysis for the U.S. LNG and gas markets

Projects

- Global LNG project database
- Corporate finance coverage

<Search>

Edit Search

Actions ▾

Export ▾

Settings

Mergers & Acquisitions

Currency USD

Advanced Sear... X

# of Deals2,903

1 Overview

2 Deal Breakdown

3 Capital Flow

4 League Table

5 Deal List

6 Buyer List

7 Time Series

Deal Status Breakdown

Geographic Breakdown

Industry Breakdown

Current Status	Value	Count	Target Region	Value	YoY(%)	Target Industry	Value	YoY(%)
All	2.1T	2,903	All	2.1T	--	All	2.1T	--
11 Pending	41.2B	192	21 Europe	989.0B	--	51 Energy	1.7T	--
12 Completed	1.5T	2,468	22 North America	744.7B	--	52 Utilities	230.2B	--
13 Terminated	229.2B	65	23 Asia Pacific	189.3B	--	53 Basic Materials	47.1B	--
14 Proposed	45.4B	48	24 LATAM & Caribbean	73.2B	--	54 Industrial	17.8B	--
15 Withdrawn	301.8B	130	25 Middle East & Africa	65.1B	--	55 Financial	9.7B	--

Deal List

Sort byRecentLargest

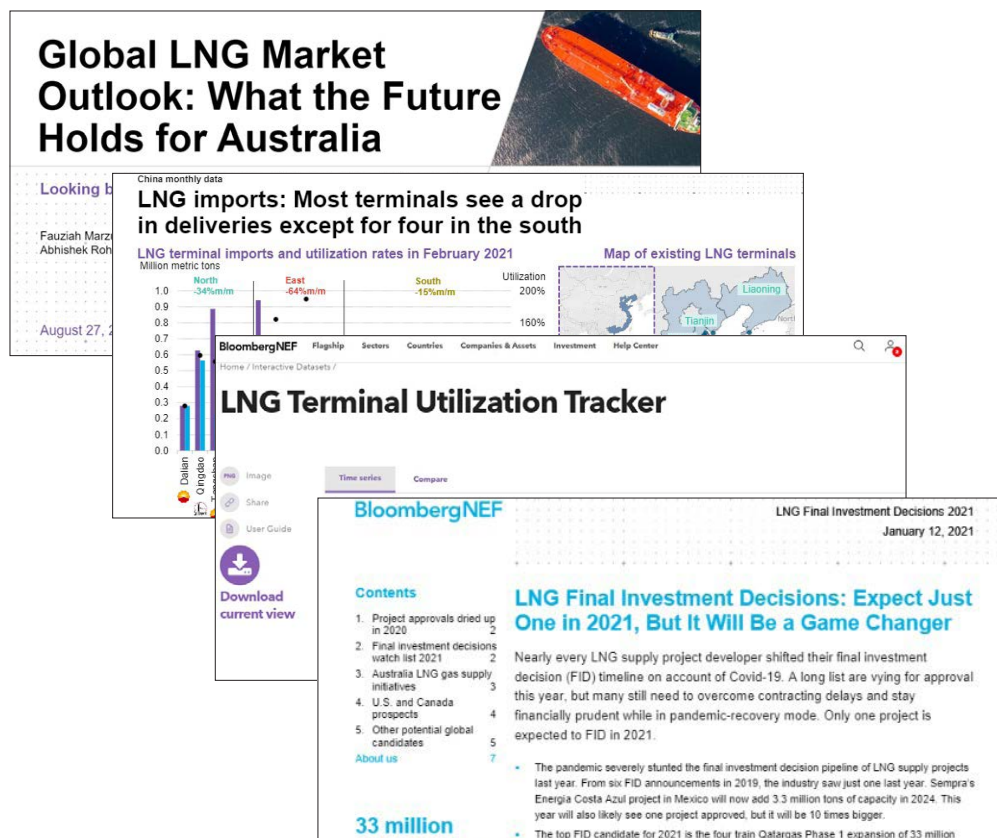
Type	Ann Date	Target	Acquirer	Value	Payment Type	Status
101 M&A	03/22/21	FRI-EL Biogas Holding - Srl	Eni SpA	--	Undisclosed	Pending
102 M&A	03/19/21	Dogger Bank Wind Project/UK	Potential Buyer	--	Cash	Proposed
103 M&A	03/15/21	Oil and gas properties/New ...	Empire Petroleum Corp	17.8M	Cash	Pending
104 M&A	03/12/21	Baram Delta EOR PSC	Potential Buyer	--	Cash	Proposed
105 M&A	03/10/21	Multiple Targets	Prime International Oil & Gas ...	--	Cash	Pending
106 M&A	03/09/21	Onshore upstream assets/Eg...	Multiple acquirers	646.0M	Cash	Pending
107 M&A	03/08/21	Instalaciones Martínez Diez ...	Eni SpA	--	Undisclosed	Pending
108 M&A	03/08/21	Energy exploration & produc...	Multiple acquirers	--	Cash	Pending
109 M&A	03/05/21	Noble Midstream Partners LP	Chevron Corp	454.5M	Stock	Pending
110 M&A	03/04/21	Wahoo field	Petro Rio SA	--	Cash	Pending
111 M&A	02/26/21	Multiple Targets	Eni SpA	--	Cash	Completed

## Research and Analysis

Bloomberg gives you two distinct avenues of research through the Bloomberg Professional Service.

### BloombergNEF LNG Research

Our global BloombergNEF team covers all aspects of the LNG, natural gas and power markets: how they are changing and what is driving new demand and where it will appear. This full-service in-depth research team is at your disposal.



- Our team of LNG analysts based in Singapore, New York and London are available to discuss their research
- Twice-yearly global LNG market outlooks
- Monthly LNG update report
- LNG liquefaction terminal tracker
- LNG contract tracker
- LNG netback calculator
- LNG demand analysis for emerging markets
- Ad hoc research on key topics
- Coverage of the greening of LNG

## BloombergNEF Power and Gas Research



- Our team of power and gas analysts based in Singapore, Beijing, Tokyo, New York, Washington D.C. and London are available to discuss their research.
- Power and gas research covers Europe, the Americas and key Asian markets.
- Covers changes to the Power Stack, renewable build volumes, nuclear and coal closures
- Wellhead breakeven models answer your questions on the underlying cost structure of North American gas.
- Detailed power market outlooks give you insight into nuclear restarts in Japan, Energiewende politics in Germany and coal closures in the U.S.

## Bloomberg Intelligence LNG, shipping and Power Coverage

Our Bloomberg Intelligence team covers the companies that make up the LNG marketplace, including buyers, sellers and traders. The team writes research and analysis on the forces driving the industry and how they are affecting the companies that invest in it.



- Investment trackers
- U.S. pipeline and infrastructure tracker
- In-depth LNG news and company analysis
- Company by company profiles and financials
- In-depth analysis of earnings
- Commentary on key global shipping indicators
- Regional deep dives into EU utilities
- Export terminal litigation analysis covering U.S. regulatory progress
- In-depth coverage of ESG issues and how companies are addressing them



## News

Our global team of journalists are based in all the key LNG hubs and in bureaus throughout the world. We cover all aspects of the LNG market, from company news and market news to outages and weather. In addition to our Bloomberg bureaus we acquire news from thousands of sources worldwide and give you the tools to search, aggregate and alert on it.

## Tenders

- LNG tender newsfeed

## Outages

- Critical and non-critical gas pipeline outages
- LNG terminal outages, weather-related damage

## Market news

- LNG shipping
- Markets and pricing
- Key players and their thoughts
- Sanctions, politics and policy

## Company news

- LNG-related company news
- Investments and policy
- Corporate actions and M&A



The screenshot displays the Bloomberg terminal interface with a dark background. At the top, there are navigation tabs: 'Actions', 'Custom Searches', 'Languages', and 'First Word'. Below these, a search bar contains the text 'LNG'. The main display area shows a list of news items. The first item is dated '13:56' and titled 'LNG Developer Annova Scraps Texas Project After Price Slump', with a sub-header 'EXC US'. It includes a bulleted list of points: 'Exelon unit no longer seeks to develop Brownsville terminal' and 'Project struggled to obtain contracts with overseas buyers'. The text continues: 'Exelon Corp. subsidiary Annova LNG scrapped plans to develop a liquefied natural gas export terminal in South Texas after a slump in prices. Annova cited "changes in the global LNG market," for its decision in a statement Monday.... More'. The second item is dated '12:06' and titled 'EUROPE GAS: Prices Rise On Weekend Norwegian Supply Drop', with a sub-header 'GAZP RM'. It includes a bulleted list: 'Norway gas exit nominations fell to 280 mcm/d on Sunday' and 'Carbon permits gain after losses in previous two days'. The text continues: 'European natural gas prices climbed on Monday as Norwegian gas supplies reduced over the weekend. Norwegian exit nominations fell to the lowest since Gassco stopped publishing real-time gas flows data at the start of December. Further supporting gains,... More'. The third item is dated '11:07' and titled 'U.S. GAS: Futures Little Changed as Weather Warms Up'. It includes a bulleted list: 'Analyst Sees Prices Bottoming After Four-Week Decline' and 'Flows to U.S. LNG export terminals hover near record 11.9 bcf'. The text continues: 'U.S. natural gas futures were little changed as traders weighed the outlook for warmer-than-normal conditions against near-record LNG export demand. Natural gas futures for April delivery fell 0.3% to \$2.527/mmbtu as of 11:06 a.m. in New York'.

## Take the next step.

For additional information,  
press the <HELP> key twice  
on the Bloomberg Terminal®.

**Beijing**  
+86 10 6649 7500  
**Dubai**  
+971 4 364 1000  
**Frankfurt**  
+49 69 9204 1210

**Hong Kong**  
+852 2977 6000  
**London**  
+44 20 7330 7500  
**Mumbai**  
+91 22 6120 3600

**New York**  
+1 212 318 2000  
**San Francisco**  
+1 415 912 2960  
**São Paulo**  
+55 11 2395 9000

**Singapore**  
+65 6212 1000  
**Sydney**  
+61 2 9777 8600  
**Tokyo**  
+81 3 4565 8900

**[bloomberg.com/professional](https://www.bloomberg.com/professional)**

The data included in these materials are for illustrative purposes only. The BLOOMBERG TERMINAL service and Bloomberg data products (the "Services") are owned and distributed by Bloomberg Finance L.P. ("BFLP") except (i) in Argentina, Australia and certain jurisdictions in the Pacific islands, Bermuda, China, India, Japan, Korea and New Zealand, where Bloomberg L.P. and its subsidiaries ("BLP") distribute these products, and (ii) in Singapore and the jurisdictions serviced by Bloomberg's Singapore office, where a subsidiary of BFLP distributes these products. BLP provides BFLP and its subsidiaries with global marketing and operational support and service. Certain features, functions, products and services are available only to sophisticated investors and only where permitted. BFLP, BLP and their affiliates do not guarantee the accuracy of prices or other information in the Services. Nothing in the Services shall constitute or be construed as an offering of financial instruments by BFLP, BLP or their affiliates, or as investment advice or recommendations by BFLP, BLP or their affiliates of an investment strategy or whether or not to "buy", "sell" or "hold" an investment. Information available via the Services should not be considered as information sufficient upon which to base an investment decision. The following are trademarks and service marks of BFLP, a Delaware limited partnership, or its subsidiaries: BLOOMBERG, BLOOMBERG ANYWHERE, BLOOMBERG MARKETS, BLOOMBERG NEWS, BLOOMBERG PROFESSIONAL, BLOOMBERG TERMINAL and BLOOMBERG.COM. Absence of any trademark or service mark from this list does not waive Bloomberg's intellectual property rights in that name, mark or logo. All rights reserved. ©2021 Bloomberg L.P. 1060440 DIG 0421