

Bloomberg

Login Instructions for Free Trials

May 2022

Bloomberg's commitment to reducing
our environmental impact starts with you.
Please help us eliminate unnecessary
printing by reading this document online.

Bloomberg

Contents

Login instructions on the Bloomberg Software

Page 3 - 5

Login instructions on the Bloomberg Website

Page 6 - 9

Login instructions on the Bloomberg Software

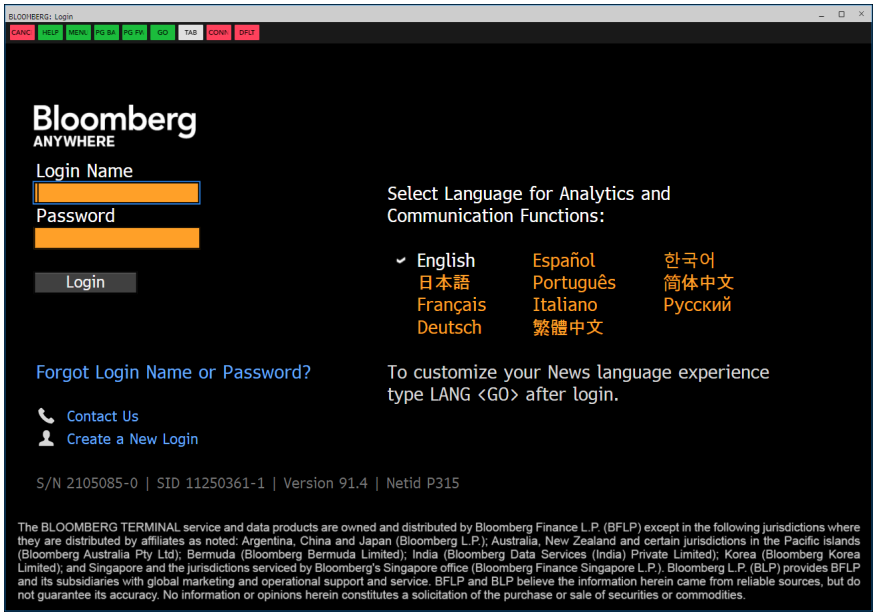
Steps:

- 1. On your desktop, double-click the green Bloomberg software icon.



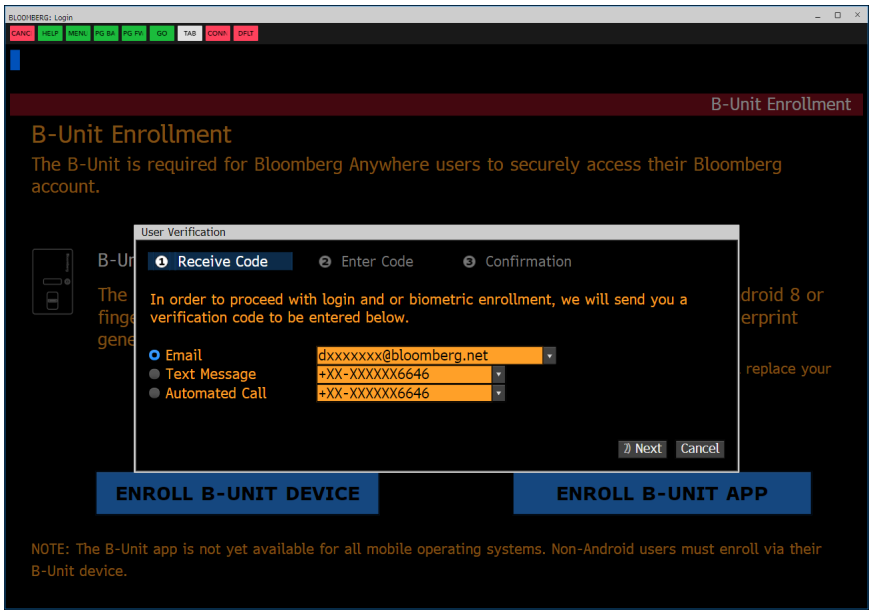
The Bloomberg login screen appears.

- 2. Enter your Bloomberg login name and password, then click the **Login** button.

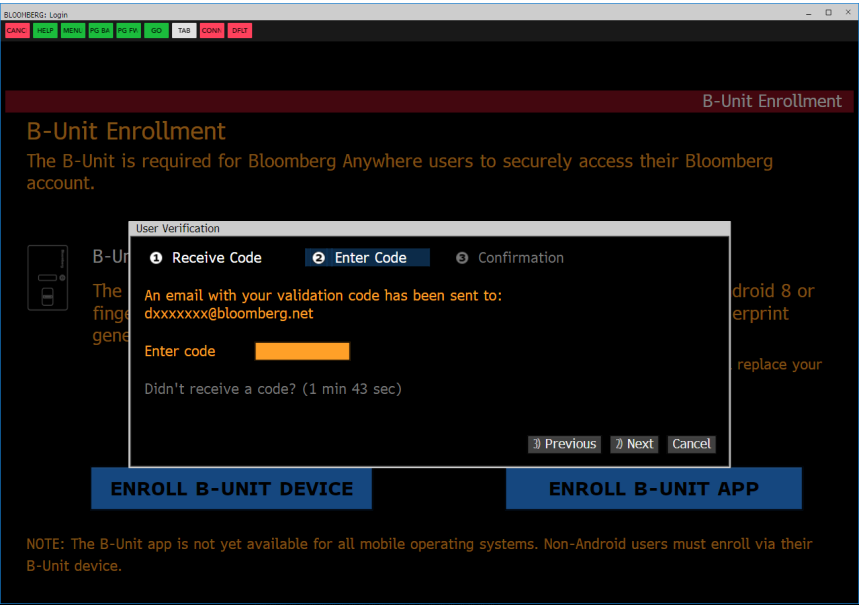


If the Bloomberg keyboard is plugged in: the keyboard enrollment screen will be prompted upon login. Please follow the instruction and complete the enrollment.

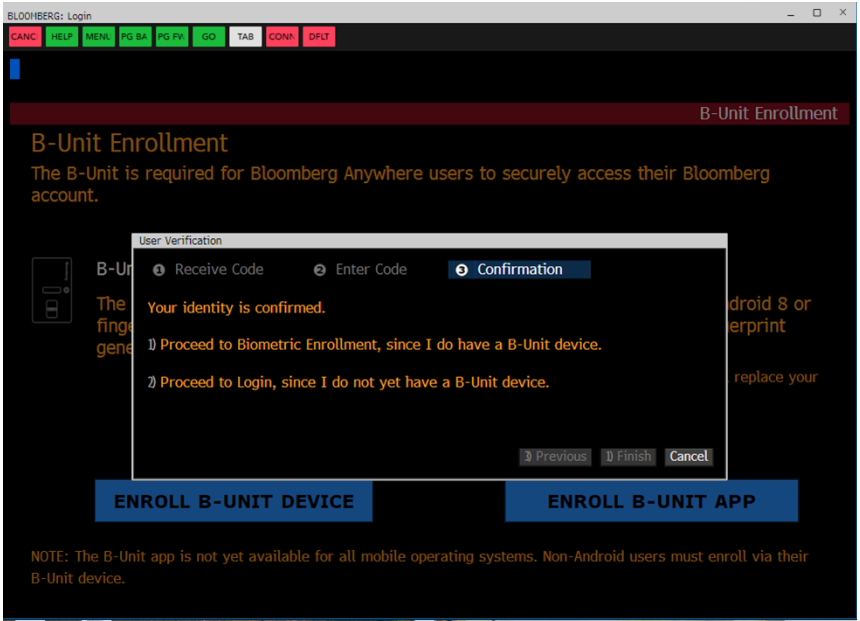
- 3. Select one of the options to verify your identity



4. Enter the code that is sent to your selected method of verification



5. Select option 2 "Proceed to Login, since i do not yet have a B-Unit device."



6. Return to the Login screen and log in again.

CANC

HELP

MENU

PG BA

PG FV

SD

TAB

CONF

EXIT

Bloomberg

ANYWHERE

Login Name

Password

Login

Forgot Login Name or Password?

Contact Us

Create a New Login

Select Language for Analytics and Communication Functions:

✓ English

日本語

Français

Deutsch

Español

Português

Italiano

繁體中文

한국어

简体中文

Русский

To customize your News language experience type LANG <GO> after login.

S/N 2105085-0 | SID 11250361-1 | Version 91.4 | Netid P315

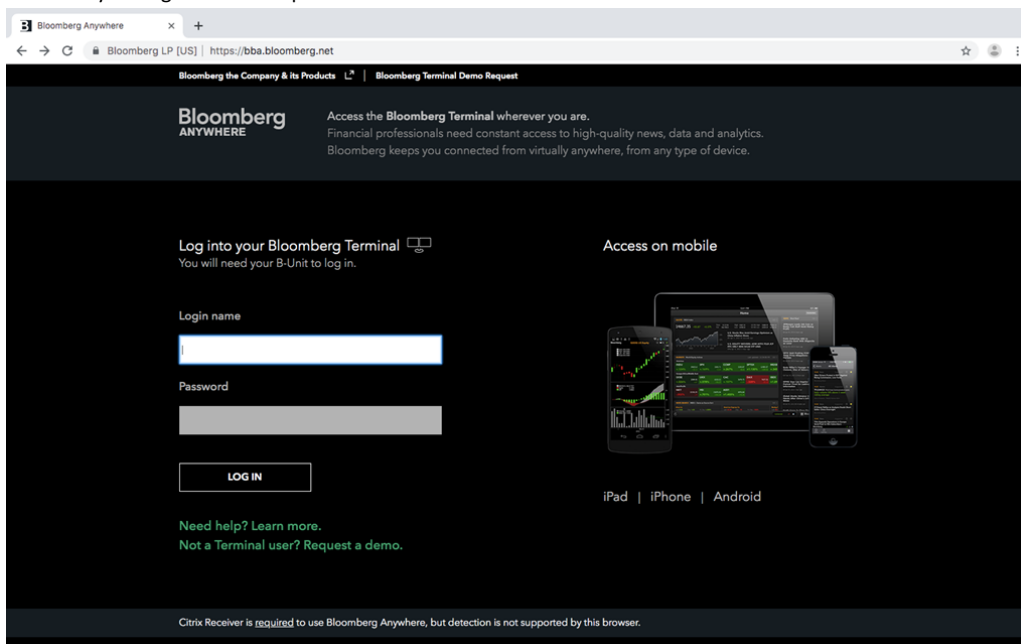
The BLOOMBERG TERMINAL service and data products are owned and distributed by Bloomberg Finance L.P. (BFLP) except in the following jurisdictions where they are distributed by affiliates as noted: Argentina, China and Japan (Bloomberg L.P.); Australia, New Zealand and certain jurisdictions in the Pacific Islands (Bloomberg Australia Pty Ltd); Bermuda (Bloomberg Bermuda Limited); India (Bloomberg Data Services (India) Private Limited); Korea (Bloomberg Korea Limited); and Singapore and the jurisdictions serviced by Bloomberg's Singapore office (Bloomberg Finance Singapore L.P.). Bloomberg L.P. (BLP) provides BFLP and its subsidiaries with global marketing and operational support and service. BFLP and BLP believe the information herein came from reliable sources, but do not guarantee its accuracy. No information or opinions herein constitutes a solicitation of the purchase or sale of securities or commodities.

If the Bloomberg keyboard is plugged in and the enrollment is complete: after step 6, keyboard verification will be required. Follow the prompt to validate and to log in.

Login instructions on the Bloomberg Website with Citrix Workspace

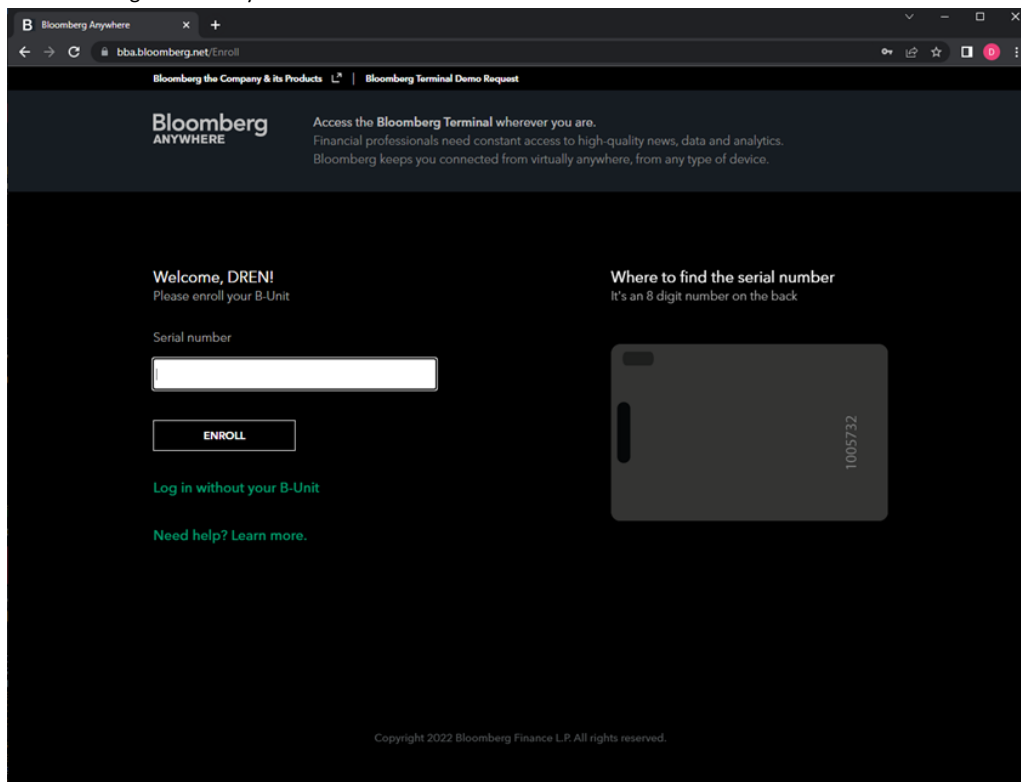
Steps:

1. Go to bba.bloomberg.net
2. Enter your login name and password and click "LOG IN"



The screenshot shows the Bloomberg Anywhere login page in a web browser. The browser's address bar displays "https://bba.bloomberg.net". The page header includes "Bloomberg the Company & its Products" and "Bloomberg Terminal Demo Request". The main content area features the Bloomberg Anywhere logo and a tagline: "Access the Bloomberg Terminal wherever you are. Financial professionals need constant access to high-quality news, data and analytics. Bloomberg keeps you connected from virtually anywhere, from any type of device." Below this, there is a login section titled "Log into your Bloomberg Terminal" with a subtext "You will need your B-Unit to log in." It contains input fields for "Login name" and "Password", and a "LOG IN" button. To the right, there is a section titled "Access on mobile" showing images of an iPad, iPhone, and Android phone displaying the Bloomberg Terminal interface. At the bottom of the login section, there are links: "Need help? Learn more." and "Not a Terminal user? Request a demo." A footer note states: "Citrix Receiver is required to use Bloomberg Anywhere, but detection is not supported by this browser."

3. Select "Log in without your B-Unit"



The screenshot shows the Bloomberg Anywhere enrollment page in a web browser. The browser's address bar displays "https://bba.bloomberg.net/enroll". The page header includes "Bloomberg the Company & its Products" and "Bloomberg Terminal Demo Request". The main content area features the Bloomberg Anywhere logo and a tagline: "Access the Bloomberg Terminal wherever you are. Financial professionals need constant access to high-quality news, data and analytics. Bloomberg keeps you connected from virtually anywhere, from any type of device." Below this, there is an enrollment section titled "Welcome, DREN!" with a subtext "Please enroll your B-Unit". It contains an input field for "Serial number" and an "ENROLL" button. To the right, there is a section titled "Where to find the serial number" with a subtext "It's an 8 digit number on the back" and an image of a Bloomberg Terminal device showing the serial number "1005732". At the bottom of the enrollment section, there are links: "Log in without your B-Unit" and "Need help? Learn more." A footer note states: "Copyright 2022 Bloomberg Finance L.P. All rights reserved."

4. Click the drop down to select a different verification method

The screenshot shows a web browser window with the URL `https://bba.bloomberg.net/Override/Options`. The page has a dark header with the Bloomberg logo and navigation links. The main content area is divided into two columns. The left column, titled 'Authentication', explains that a validation code is needed for login. The right column, titled 'Send the code', prompts the user to choose a method to receive the code. A dropdown menu is open, showing the selected email address 'Email to SXXXXXXXXX@BLOOMBERG.NET'. Below the dropdown is a 'SEND' button. At the bottom of the right column, there is a link that says 'Need more help? Contact us.'

5. Choose how you would like to receive the validation code and click on "Send"

This screenshot is similar to the previous one, but the dropdown menu is now open, displaying a list of verification options: 'Email to SXXXXXXXXX@BLOOMBERG.NET', 'Text to +XX-XX-XXX-3097 (HOME)', 'Text to +X-XXX-XXX-3677 (HOME)', 'Call to +XX-XX-XXX-3097 (HOME)', and 'Call to +X-XXX-XXX-3677 (HOME)'. The 'SEND' button remains visible below the dropdown.

6. Enter the code that is sent to your selected method of verification

A screenshot of a web browser showing the Bloomberg Terminal demo request page. The browser's address bar displays 'bba.bloomberg.net/Override/Validate'. The page has a dark header with navigation links: 'Bloomberg the Company & its Products' and 'Bloomberg Terminal Demo Request'. The main content area is dark grey. On the left, the Bloomberg logo is followed by 'ANYWHERE'. To the right, text states: 'Access the Bloomberg Terminal wherever you are. Financial professionals need constant access to high-quality news, data and analytics. Bloomberg keeps you connected from virtually anywhere, from any type of device.' Below this, the 'Authentication' section explains that a validation code is needed to proceed and will be used for login. The 'Thank you' section informs the user that an email with the validation code will be received shortly, with a 2-minute wait time. A form with a text input field and a 'SUBMIT' button is provided. At the bottom, a green link says 'Need more help?'.

7. Click "Launch" to log in to Bloomberg **with** the Citrix workspace

Bloomberg Anywhere

← → ↻ 🔒 Bloomberg LP [US] | https://bba.bloomberg.net/launch

☆ 👤 ⋮

Bloomberg the Company & its Products ⓘ | Bloomberg Terminal Demo Request

Bloomberg

ANYWHERE

Access the Bloomberg Terminal wherever you are.

Financial professionals need constant access to high-quality news, data and analytics. Bloomberg keeps you connected from virtually anywhere, from any type of device.

Success!

SUMEYA ABDALLA

BLOOMBERG/ LONDON

You are now logged in to your account and may launch your Bloomberg Terminal

☐ Launch just the Bloomberg Terminal

☒ Launch with the Bloomberg Excel add-in

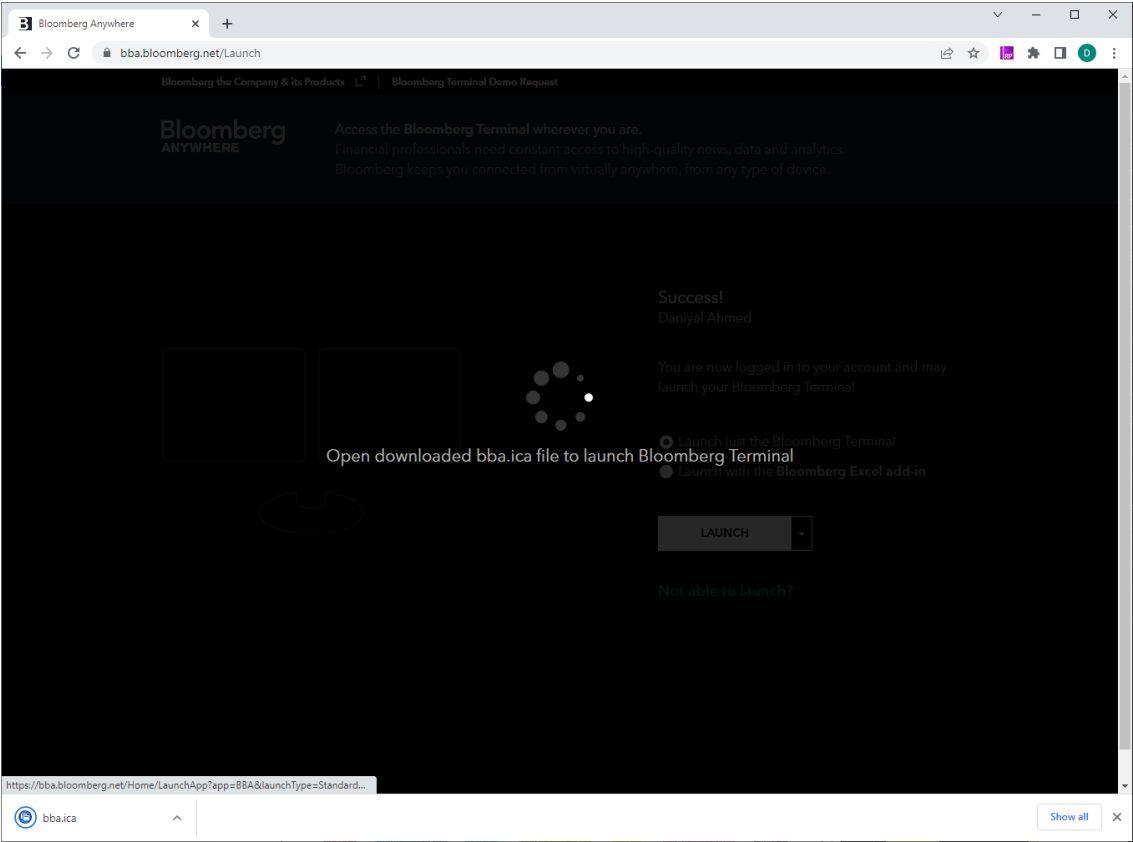
LAUNCH

▼

Not able to launch?

Log out

8. Click the downloaded bba.ica file to launch the Terminal with Citrix



Alternatively click the drop down and select "Launch within the browser" to log in to Bloomberg **without** the Citrix workspace

Take the next step.

For additional information,
press the <HELP> key twice on
the Bloomberg Terminal®.
[bloomberg.com/professional](https://www.bloomberg.com/professional)

Beijing +86 10 6649 7500	Hong Kong +852 2977 6000	New York +1 212 318 2000	Singapore +65 6212 1000
Dubai +971 4 364 1000	London +44 20 7330 7500	San Francisco +1 415 912 2960	Sydney +61 2 9777 8600
Frankfurt +49 69 9204 1210	Mumbai +91 22 6120 3600	Sao Paulo +55 11 2395 9000	Tokyo +81-3-4565-8900

The BLOOMBERG TERMINAL service and Bloomberg data products (the "Services") are owned and distributed by Bloomberg Finance L.P. ("BFLP") except (i) in Argentina, Australia and certain jurisdictions in the Pacific islands, Bermuda, China, India, Japan, Korea and New Zealand, where Bloomberg L.P. and its subsidiaries ("BLP") distribute these products, and (ii) in Singapore and the jurisdictions serviced by Bloomberg's Singapore office, where a subsidiary of BFLP distributes these products. BLP provides BFLP and its subsidiaries with global marketing and operational support and service. Certain features, functions, products and services are available only to sophisticated investors and only where permitted. BFLP, BLP and their affiliates do not guarantee the accuracy of prices or other information in the Services. Nothing in the Services shall constitute or be construed as an offering of financial instruments by BFLP, BLP or their affiliates, or as investment advice or recommendations by BFLP, BLP or their affiliates of an investment strategy or whether or not to "buy", "sell" or "hold" an investment. Information available via the Services should not be considered as information sufficient upon which to base an investment decision. All rights reserved. © 2020 Bloomberg.