

Bloomberg Keyboard 5

HARDWARE
KEYBOARD 5

Bloomberg

Installation & reference guide



Keyboard technical information

The Bloomberg Keyboard 5 is a standard PC keyboard that has been designed for use with the Bloomberg Professional® service.

The Bloomberg Keyboard 5:

- Can be used with all standard PC applications.
- Is equipped with keys that have been specially designed for use with the Bloomberg Professional service.
- Features a BSAT (Bloomberg Secure Access Technology) device for secure login to the Bloomberg Professional service.
- Uses standard Windows USB drivers.
- Serves as a USB audio device for Bloomberg and PC multimedia content.
- Provides an external speaker and microphone as well as headphone and microphone jacks.
- Supports both split jack (two TRS connectors) and integrated speaker/microphone headsets (one TRRS connector).

System Requirements	Software Requirements	Power Requirements
Windows 7 Windows 8 Windows 10	Bloomberg Professional service.	The keyboard is powered via USB and must be plugged directly into a PC USB port, a self-powered USB hub or a self-powered USB KVM switch. Self-powered devices are powered by their own AC adapters. The keyboard cannot be powered by a bus-powered USB hub or bus-powered USB KVM switch.

Keyboard features

1. Microphones
2. BSAT LED Indicator - LED color and pattern to assist in using the BSAT
3. BSAT - Secure login to a user's Bloomberg account
4. Microphone and Speaker Volume adjustment. Microphone LED indicates that the microphone is active.
5. Speakers
6. BUNIT Dock - Dock for charging and updating the B-UNIT 3 and greater.
7. Microphone Jack
8. Headphone Jack - supports headphones and mobile headsets with integrated microphones



Keyboard Specifications	
Product Dimensions	17.8 x 6.3 x 0.9 inches (453 x 160 x 23 mm)
Product Weight	2lbs 6oz (1.08kg)
Power Supply	DC 5V, 500mA

Keyboard setup

Bloomberg Professional service configuration

1. Download and Install the Bloomberg Professional Application from <http://www.bloombergsoftware.com>.
2. Launch the Bloomberg Professional application.
3. Type **Alt-D** to bring up the Terminal Defaults menu.
Note: You do not need to be logged in to adjust this setting.
4. Select the **General** tab.
5. From the Keyboard Type drop-down menu, select Bloomberg Keyboard.
6. Click **OK**.

Keyboard installation

1. Connect the USB cable to an available PC or self-powered hub USB port.
2. Allow Windows to install the device drivers.
3. If upgrading from a previous Bloomberg Keyboard, restart the Bloomberg application.

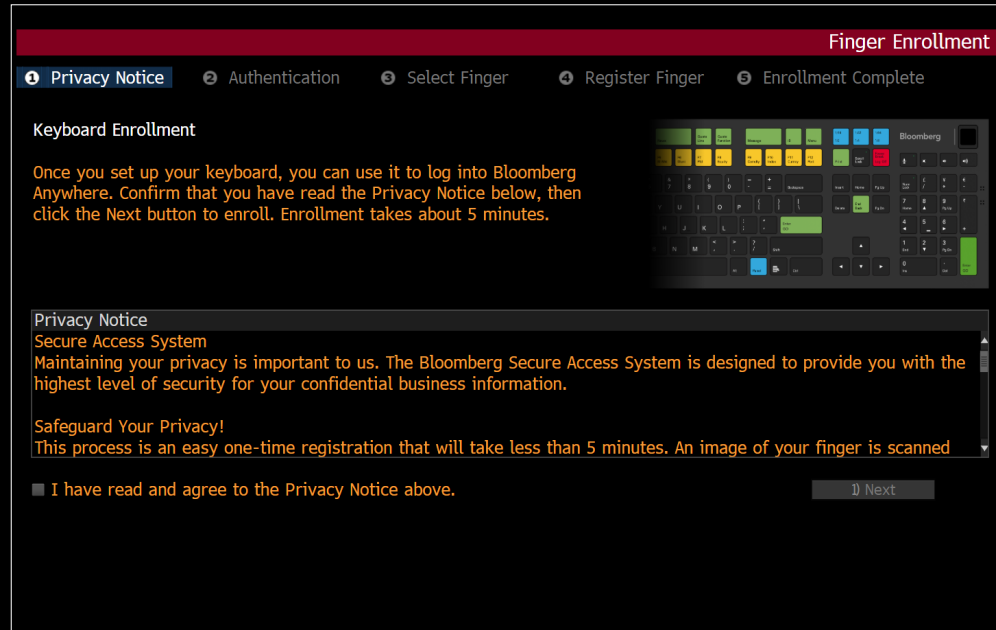
Bloomberg BSAT enrollment

The Bloomberg Keyboard 5 BSAT device has been designed with a touch sensor to be used with any finger on the right or left hand. If you are upgrading from the Bloomberg Keyboard 4, you will be asked to re-enroll. If you would like to change your enrolled finger, contact Global Customer support to have your BSAT enrollment reset. At the next login, you will be prompted to go through the enrollment procedure.

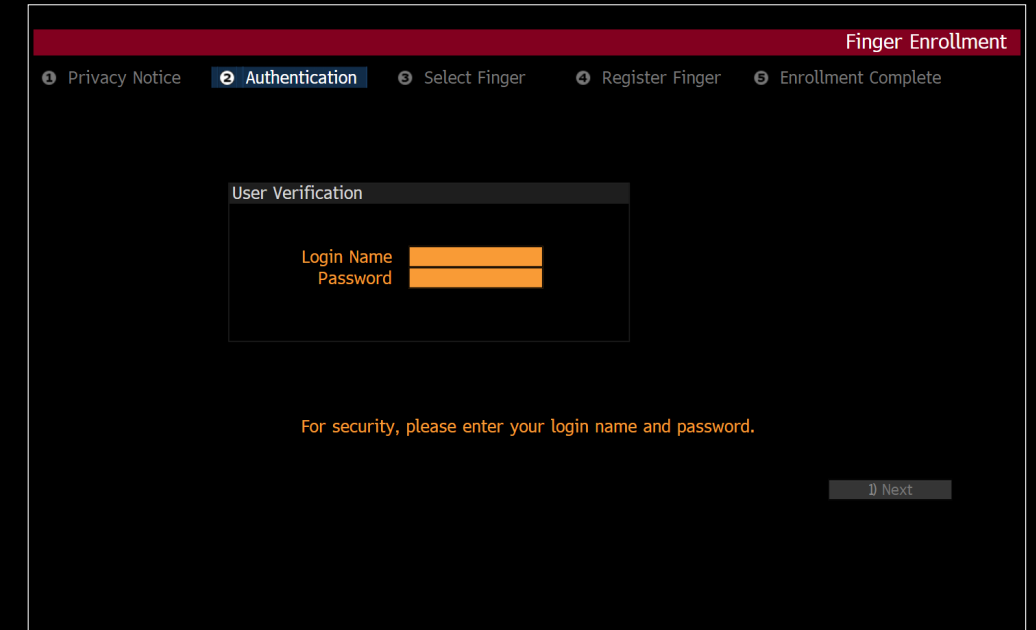
To enroll using Bloomberg Secure Access Technology, take the following steps:

1. Starting the enroll process:
 - a. If you are already logged into the Bloomberg Professional Application:
Run **BA <GO>** to start the enroll process.
 - b. If you are not logged into the Bloomberg Professional Application:
Launch the Bloomberg Professional application.
Press the **Enter** key to bring up the login page.
Enter your Login Name and Password.

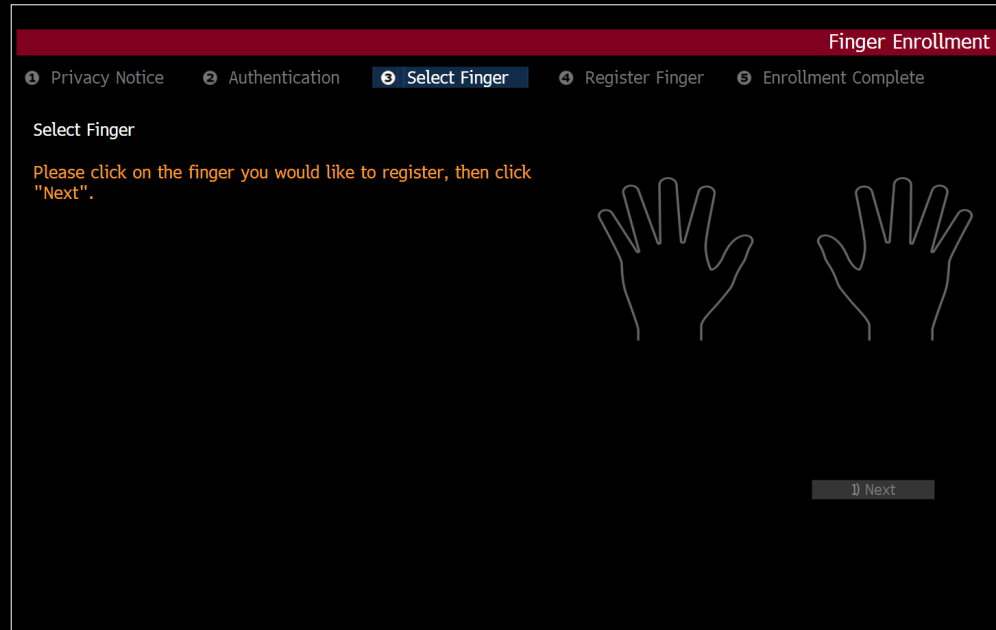
2. Check that you have read and agree to the Privacy Notice and click "Next".



3. Verify your identity by entering your Login Name and Password and Click "Next".



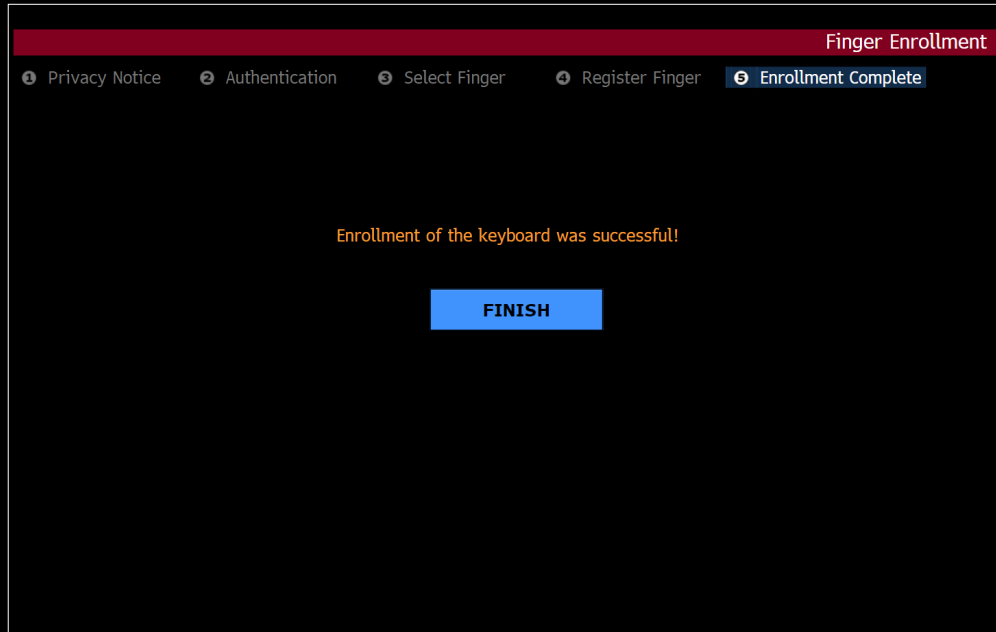
4. Select the finger you would like to enroll and click "Next".



5. To enroll your finger you will be asked to place your finger on the BSAT sensor multiple times, lifting your finger between each placement. Follow the on screen instructions to enroll your finger.



6. If enrollment was successful click "Finish" to return to the login screen or to continue working in the Bloomberg Professional application.



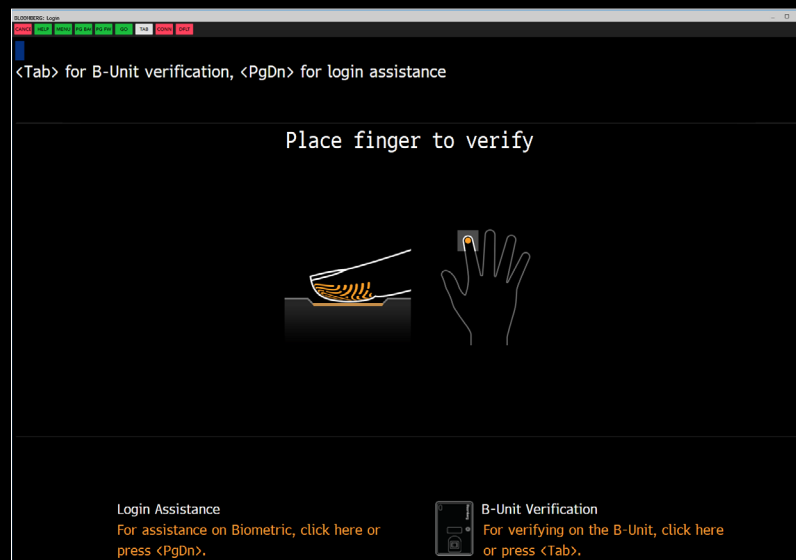
7. If the registration fails, follow the on screen instructions to repeat the enrollment process.



Bloomberg BSAT login

If you have enrolled on a Keyboard 5 and a Keyboard 5 device is detected by the Bloomberg Professional application, then you will be asked to login using the Keyboard BSAT sensor.

1. Launch the Bloomberg Professional application.
2. Press the **Enter** key to bring up the login page.
3. Enter your Login Name and Password.
4. Place the enrolled finger on the BSAT sensor.



5. If successfully matched then you will automatically be logged in.
6. You will be allowed a number of attempts to match. If you fail to match then you will be prompted to login again, where you may have the option to use an alternate means of authentication.

Tips for safe and effective use of your Bloomberg keyboard

Keyboard: Set up your keyboard so it is flat to your work surface. Utilizing a three-quarter inch support under the keyboard helps to accomplish a flat surface. The mouse should be placed directly to the side of the keyboard to prevent having to reach unnecessarily.

Chair: Adjust the height of your chair so that your feet are planted firmly on the floor and your knees are bent at right angles.

Monitor: Position your computer screen directly in front of you (about two feet away) so that the top of the screen is at or just below your line of vision.

Wrists: Wrists should be straight when typing, keeping forearms parallel to the desk and elbows at right angles. Wrists should not be rested upon the keyboard at any time during typing; instead, rest your wrists when you are not typing. Stretching before and after typing may also help.

Breaks: Take brief breaks from typing throughout the day to give your wrists a chance to "recharge."

Returning the former keyboard

When the new Bloomberg Keyboard 5 has been installed, take the following steps:

1. Pack the former keyboard using the same container that the new keyboard was shipped in.
2. Call the RMA Office at one of the following locations that serves your local region:
 - US- 212-647-6535 or 877-830-6100
 - EMEA +44 2073307313 or return2@bloomberg.net
 - APAC +852-29776787
 - LATAM +55-11-23959044

For 24-hour support, press the HELP key twice in the Bloomberg Professional application or call the Global Customer Support Desk:

- New York +1 212 318 2000
- London +44 20 7330 7500
- Hong Kong +852 2977 6000
- San Francisco +1 415 912 2960
- Frankfurt +49 69 92041 0
- Singapore +65 6212 1000
- Sao Paulo +55 11 3048 4500
- Tokyo +81 3 4565 8900
- Sydney + 61 2 9777 8600

Product identification

Model Name:	Keyboard 5
Manufacturer:	Bloomberg LP 731 Lexington Ave New York, NY 10022 +1 212 318 2000
Made In:	Mexico

Keyboard Localizations:

Arabic, Belgium, Brazilian, Chinese, Cyrillic, Danish, French, German, Italian, Japanese, Korean, Latin America, Norwegian, Portuguese, Simplified Chinese, Spanish, Swedish, Swiss German, Turkish, UK English, and US English

Approvals

Note

This equipment has been tested and found to comply with the limits for a Class B digital device, pursuant to Part 15 of the FCC Rules. These limits are designed to provide reasonable protection against harmful interference in a residential installation. This equipment generates, uses and can radiate radio frequency energy and, if not installed and used in accordance with the instructions, may cause harmful interference to radio communications. However, there is no guarantee that interference will not occur in a particular installation. If this equipment does cause harmful interference to radio or television reception, which can be determined by turning the equipment off and on, the user is encouraged to try to correct the interference by one or more of the following measures:

- Reorient or relocate the receiving antenna.
- Increase the separation between the equipment and receiver.
- Connect the equipment into an outlet on a circuit different from that to which the receiver is connected.
- Consult the dealer or an experienced radio/TV technician for help.

This Class B digital apparatus meets all requirements of the Canadian Interference-Causing Equipment Regulations.

Cet appareil numérique de la classe B respecte toutes les exigences du Règlement sur le matériel brouilleur du Canada.

Caution

Changes or modifications not expressly approved could void your authority to use this equipment

FCC Compliance Statement

This device complies with Part 15 of the FCC Rules. Operation to the following two conditions: (1) This device may not cause harmful interference, and (2) this device must accept any interference received, including interference that may cause undesired operation.

Industry Canada Statement

This device complies with Industry Canada licence-exempt RSS standard(s). Operation is subject to the following two conditions: (1) this device may not cause interference, and (2) this device must accept any interference, including interference that may cause undesired operation of the device.

Le présent appareil est conforme aux CNR d'Industrie Canada applicables aux appareils radio exempts de licence. L'exploitation est autorisée aux deux conditions suivantes : (1) l'appareil ne doit pas produire de brouillage, et (2) l'utilisateur de l'appareil doit accepter tout brouillage radioélectrique subi, même si le brouillage est susceptible d'en compromettre le fonctionnement.



About the Bloomberg Terminal.

Since 1981, business and financial professionals have depended on the Bloomberg Terminal® for the real-time data, news and analytics they need to make the decisions that matter. The Terminal provides information on every asset class – from fixed income to equities, foreign exchange to commodities, derivatives to mortgages – all seamlessly integrated with on-demand multimedia content, extensive electronic-trading capabilities and a superior communications network.



Take the next step.

For additional information, press the <HELP> key twice on the Bloomberg Terminal®.

bloomberg.com/professional

Beijing
+86 10 6649 7500

Dubai
+971 4 364 1000

Frankfurt
+49 69 9204 1210

London
+44 20 7330 7500

Hong Kong
+852 2977 6000

Mumbai
+91 22 6120 3600

New York
+1 212 318 2000

São Paulo
+55 11 2395 9000

Shanghai
+86 21 6104 3000

Singapore
+65 6212 1000

Sydney
+61 2 9777 8600

Tokyo
+81 3 4565 8900