

B-Unit[®] 3

Contents

- 02** Enrolling your B-Unit
- 04** Logging in
- 06** Finger swiping tips
- 07** Power down
 - Returning the B-Unit
 - Approvals
 - Transportation
 - Warnings

B-Unit 3

technical information

Description

The B-Unit 3 is a device designed to ensure the identity of a Bloomberg Anywhere® user when logging on. The device will allow for secure access to a user's Bloomberg Terminal® account.

Each B-Unit 3 is registered to a particular Bloomberg Anywhere user's account. Logging in consists of activating the device with a valid finger scan, and getting a session ID from the terminal display using Bloomberg's Screen-Sync technology to create a unique login code.

The B-Unit 3 is a compact and portable device.

- The B-Unit 3 can be used with both the Bloomberg Terminal and Bloomberg Anywhere.
- The integrated biometric sensor ensures that only the registered Bloomberg Anywhere user can use the B-Unit 3 device to login.
- The B-Unit 3 OLED displays login status information.
- During the Screen-Sync operation, the B-Unit 3 receives data via an integrated light sensitive photo-diode.

- The B-Unit 3 has an expected life of 2+ years.
- The B-Unit 3 stores the authentication template in a secure on-board memory location.

Software requirements

- Bloomberg Terminal®
- Bloomberg Anywhere – Visit bba.bloomberg.net/help for the latest requirements
- Bloomberg Anywhere for iPhone®, iPad® or Android®

B-Unit 3 specification

Product dimensions – 3.4 x 2.1 x 0.2 inches
(85.6 x 54 x 5.3 mm)

Product weight – 0.9 oz (29g)

USB power – DC 5V, 100mA

B-Unit 3 features

1. Swipe Sensor
2. OLED Display
3. Lanyard Hole
4. Power Button
5. Light Sensor
6. Serial Number
7. Micro USB



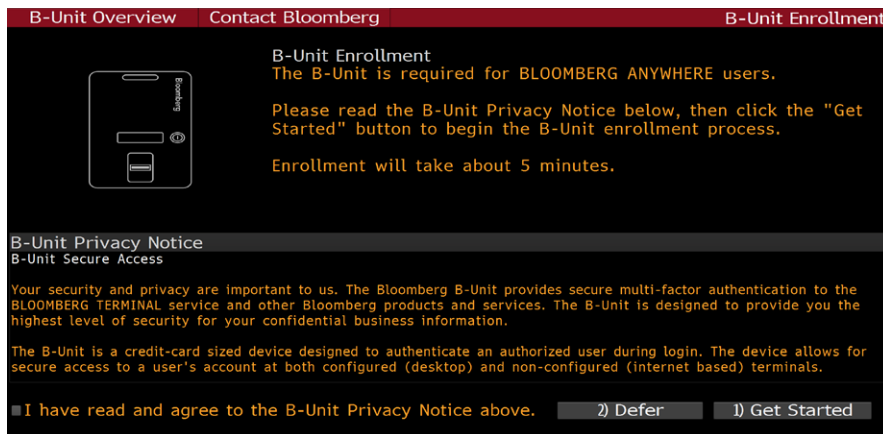
B-Unit 3 setup & use

Enrolling your B-Unit

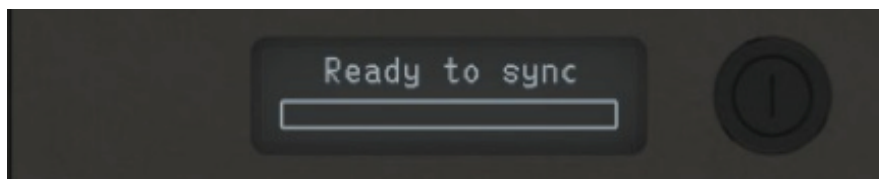
When you first receive the B-Unit 3 you will go through a short procedure to register the device with your account and to enroll your finger with the device.

If you are already a Bloomberg user, log in and run BA <GO>. New users, open the Bloomberg Professional application and press <GO> to bring up the login screen.

- Enter your username and password and press <GO>.
- Read the Privacy Notice, and check the box, then "Get Started" or <PG FWD>.
- Enter the eight-digit serial number located on the back of the B-Unit 3 device and press <GO>.



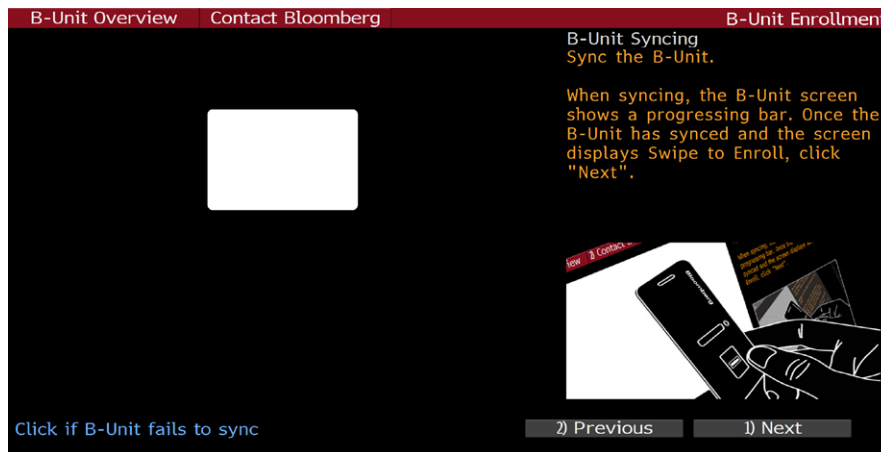
- Turn on the B-Unit 3 by pressing the power button. The screen will display one of two options: 'Ready to sync' or 'Swipe to verify'.
- Select the option the B-Unit 3 is displaying, then click 'Next'.
- If the B-Unit 3 displays 'Swipe to verify', press the power button three times, which will reset the B-Unit 3 and then display "Ready to sync".



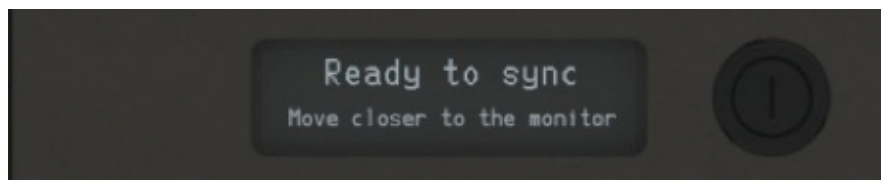
If you are re-enrolling on your B-Unit 3, press the power button 3 times when the display reads 'Swipe to Verify' to place the device into 'Reset Mode.'



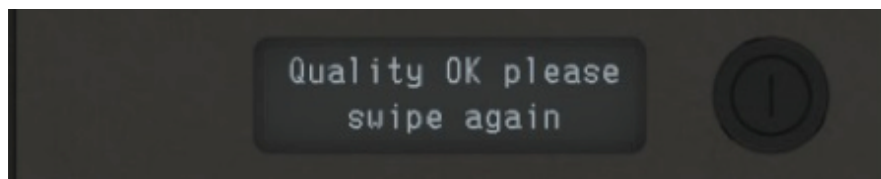
- Hold the B-Unit 3 up to the flashing area on the screen, lining up the B-Unit 3 device with the on-screen graphic. If the B-Unit 3 display shows 'Move closer to the monitor' you may need to move the B-Unit 3 closer to the monitor or make sure the B-Unit 3 is aligned to the B-Unit 3 on-screen graphic. The B-Unit 3 display will show a progress bar indicating that data is being received.



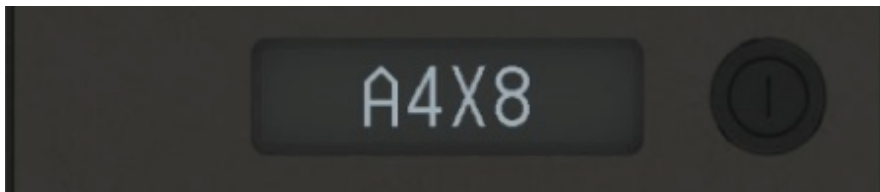
- When ready the B-Unit 3 will display 'Ready to enroll finger' then 'Swipe to enroll.'



- Select a finger to use with the B-Unit 3. You will be prompted to swipe you finger several times. Swipe your finger downward across the biometric sensor, making sure to keep your finger in contact with the sensor as you swipe.



- If enrollment is successful then you will be shown a four-character code on the B-Unit 3 display. If you were not able to enroll, you can try again by turning the B-Unit 3 back on and repeating the enrollment procedure from that step.



- Enter the four-character code into the 'B-Unit 3 Code' text field on the Bloomberg enrollment screen and press <GO>.
- You will see an "Enrollment Successful" screen and be prompted to login.



Logging in

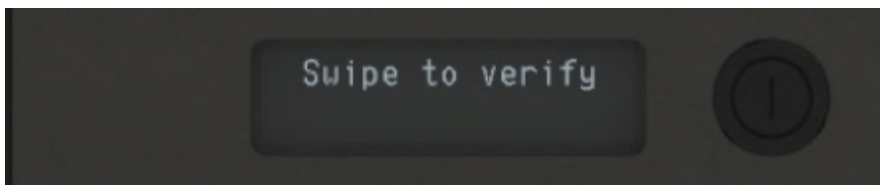
Once you have enrolled and registered your B-Unit 3, you will be able to use the B-Unit 3 to login.

Bloomberg Terminal® – Press the <GO> key to bring up the Bloomberg Terminal® login screen.

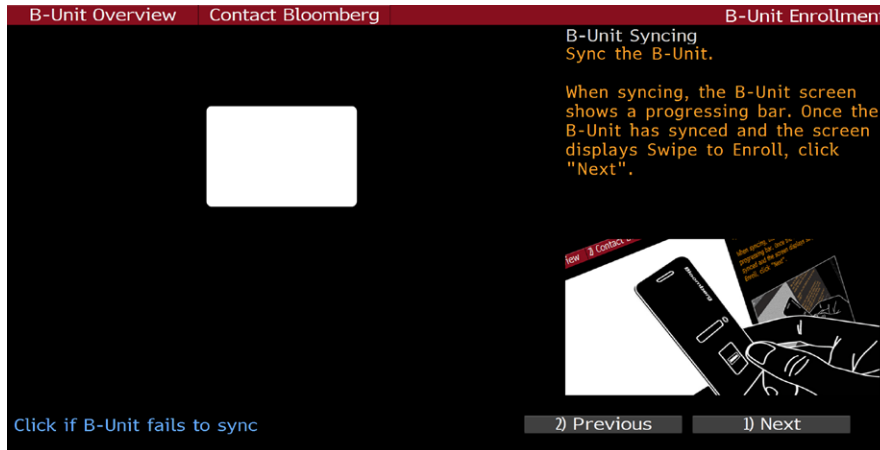
Bloomberg Anywhere – Go to bba.bloomberg.net in an internet browser.

Bloomberg Anywhere for iPhone®, iPad® or Android® – Open the Bloomberg Anywhere app

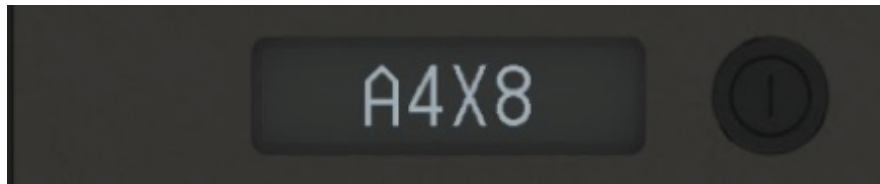
- Enter your username and password on the login screen and press <GO>.
- Turn on your B-Unit 3 by pressing the power button. The display will show 'Bloomberg' then 'Swipe to verify.'



- Swipe the finger that you have enrolled, downward across the biometric sensor, making sure to keep your finger in contact with the sensor as you swipe.
- If verification is successful you will see the screen-sync progress bar on the B-Unit 3 Display.¹ Hold the B-Unit 3 up to the flashing area on the screen, lining up the B-Unit 3 device with the on-screen graphic. If the B-Unit 3 display shows 'Move closer to the monitor' you may need to move the B-Unit 3 closer to the monitor. The B-Unit 3 progress bar will indicate that data is being received.



- When screen-sync completes a four-character will appear on the B-Unit 3 display.




- Enter the four-character code into the 'B-Unit 3 Code' text field and press <GO> to login to your account.




¹The B-Unit Token will be displayed above the screen-sync progress bar.

Finger swiping tips


- Line up the first crease of your finger with the center of the sensor.



- Make sure your finger is straight along the center of the B-Unit 3 and that you swipe in a straight line downward over the sensor.



- Start with your finger parallel to the top of the B-Unit 3. Swipe downward slowly and lightly, adjusting your hand so that your finger remains in contact with the sensor.
- Do not swipe with just the tip of the finger.
- Press lightly and swipe slowly.



Power down

The B-Unit 3 will turn itself off after a period of time of inactivity. To manually power down the B-Unit 3, press and hold the power button for three seconds.

If you should need to re-enroll on the B-Unit 3 with another finger, please contact Bloomberg technical support.

Returning the B-Unit

If you are already a Bloomberg user and are replacing an existing B-Unit, you cease being a Bloomberg user, or for any other reason you cease using your B-Unit 3 or any other B-Unit, you must return the device to Bloomberg. To return the B-Unit 3 or any other B-Unit to Bloomberg please visit Bloomberg.com/ found or call the Return Materials Authorization ('RMA') Office at one of the following locations that serves your local region:

- U.S. +212 647 6535 (New York)
- U.S. +877 830 6100 (Outside New York)
- International +44 20 7330 7313

For 24-hour support, press the HELP key twice on your Bloomberg Terminal®, or call the Global Customer Support Desk at any of the following locations:

- New York +1 212 318 2000
- London +44 20 7330 7500
- Hong Kong +852 2977 6000
- San Francisco +1 415 912 2960
- Frankfurt +49 69 92041 0
- Singapore +65 6212 1000
- Sao Paulo +55 11 3048 4500
- Tokyo +81 3 3201 8900
- Sydney + 61 2 9777 8600

Approvals

This equipment has been tested and found to comply with the limits for a Class B digital device, pursuant to Part 15 of the FCC rules. These limits are designed to provide reasonable protection against harmful interference in a residential installation. This equipment generates, uses, and can radiate radio frequency energy and, if not installed and used in accordance with the instructions, may cause harmful interference to radio communications.

However, there is no guarantee that interference will not occur in a particular installation. If this equipment does cause harmful interference to radio or television reception, which can be determined by turning the equipment Off and On, the user is encouraged to try to correct the interference by one or more of the following measures:

- Re-orient or relocate the receiving antenna.
- Increase the separation between the equipment and the receiver.

- Connect the equipment into an outlet on a circuit different from that to which the receiver is connected.

This Class B digital apparatus meets all requirements of the Canadian Interference-Causing Equipment Regulations. Cet appareil numérique de la classe B respecte toutes les exigences du Règlement sur le matériel brouilleur du Canada.



Transportation

We hereby confirm that the products contained herein:

Article – B-Unit 3

Type no. containing Lithium Polymer Cell battery - Enertec p/n SPB273439A1

Have been proven to be non-dangerous by testing in accordance with the UN Manual of Tests and Criteria, Part III, subsection 38.3, and comply to the following special provisions of international transport regulations:

- IATA – Special Provision A45
- DOT/49 CFR – Provision 173.185

Warnings

! WARNING !

- Do not incinerate or expose B-Unit 3 to temperatures in excess of 140°F/60°C.
- Do not place battery in or near fire, on stove or other high temperature locations, or inside cars in hot weather.
- Do not open, puncture, crush, disassemble or subject B-Unit 3 to physical abuse.
- B-Unit 3 contains a lithium battery. If exposed to abusive conditions, battery may get hot, explode or ignite and cause serious injury. Do not attempt to remove, replace or recharge battery.
- Immediately discontinue use and contact Bloomberg if B-Unit 3 emits an unusual smell, changes color or shape, or appears abnormal in any other way.

! PHOTSENSITIVE SEIZURE WARNING !

- A small number of people may experience a seizure when exposed to certain visual images, such as a flashing light. Even people who have no history of seizures or epilepsy may have an undiagnosed condition that can cause these seizures.
- These seizures may have a variety of symptoms, including lightheadedness, altered vision, shaking, eye or face twitching, disorientation, confusion or convulsions. If you experience any of these symptoms while using your B-Unit 3, immediately stop using it and consult a doctor.

About the Bloomberg Terminal.

Since 1981, business and financial professionals have depended on the Bloomberg Terminal® for the real-time data, news and analytics they need to make the decisions that matter. The Terminal provides information on every asset class — from fixed income to equities, foreign exchange to commodities, derivatives to mortgages — all seamlessly integrated with on-demand multimedia content, extensive electronic-trading capabilities and a superior communications network.



Bloomberg

Take the next step.

For additional information, press the <HELP> key twice on the Bloomberg Terminal®.

Beijing
+86 10 6649 7500

Dubai
+971 4 364 1000

Frankfurt
+49 69 9204 1210

Hong Kong
+852 2977 6000

London
+44 20 7330 7500

Mumbai
+91 22 6120 3600

New York
+1 212 318 2000

San Francisco
+1 415 912 2960

São Paulo
+55 11 2395 9000

Singapore
+65 6212 1000

Sydney
+61 2 9777 8600

Tokyo
+81 3 3201 8900

[bloomberg.com/professional](https://www.bloomberg.com/professional)

The data included in these materials are for illustrative purposes only. The BLOOMBERG TERMINAL service and Bloomberg data products (the "Services") are owned and distributed by Bloomberg Finance L.P. ("BFLP") except (i) in Argentina, Australia and certain jurisdictions in the Pacific islands, Bermuda, China, India, Japan, Korea and New Zealand, where Bloomberg L.P. and its subsidiaries ("BLP") distribute these products, and (ii) in Singapore and the jurisdictions serviced by Bloomberg's Singapore office, where a subsidiary of BFLP distributes these products. BLP provides BFLP and its subsidiaries with global marketing and operational support and service. Certain features, functions, products and services are available only to sophisticated investors and only where permitted. BFLP, BLP and their affiliates do not guarantee the accuracy of prices or other information in the Services. Nothing in the Services shall constitute or be construed as an offering of financial instruments by BFLP, BLP or their affiliates, or as investment advice or recommendations by BFLP, BLP or their affiliates of an investment strategy or whether or not to "buy", "sell" or "hold" an investment. Information available via the Services should not be considered as information sufficient upon which to base an investment decision. The following are trademarks and service marks of BFLP, a Delaware limited partnership, or its subsidiaries: BLOOMBERG, BLOOMBERG ANYWHERE, BLOOMBERG MARKETS, BLOOMBERG NEWS, BLOOMBERG PROFESSIONAL, BLOOMBERG TERMINAL and BLOOMBERG.COM. Absence of any trademark or service mark from this list does not waive Bloomberg's intellectual property rights in that name, mark or logo. All rights reserved. © 2018 Bloomberg, 251767 DIG 1018